




Fumagalli S.p.A

Milano - Roma - Italy

V A L V E S

ANSI Globe Valves
Class 1500



APPLICABLE STANDARD

Basic Design: BS1873

Face To Face / End To End: ANSI B16.10;

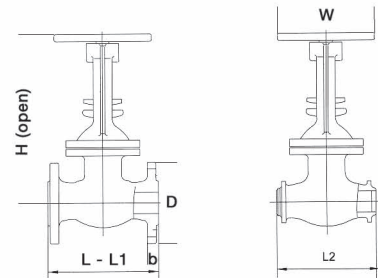
End Flanges:

2"–12": ANSI B16.5

Welding Ends: ANSI B16.25

Shell Wall Thickness:

2"–12": API600



DIMENSIONS AND WEIGHTS

* Gear Operated

| NOM SIZE | L/L2 | | L1 | | D | | b | | H | | W | Wt |
|-------------|-------|------|-------|------|-------|-------|------|-------|-------|------|-----|------|
| | RF/BW | | RTJ | | | | | | Open | | | |
| | IN | MM | IN | MM | IN | MM | IN | MM | IN | MM | | |
| 2 | 14.50 | 368 | 14.62 | 371 | 8.50 | 215.9 | 1.50 | 38.1 | 21.50 | 546 | 320 | 87 |
| 2½ | 16.50 | 419 | 16.60 | 422 | 9.63 | 244.5 | 1.63 | 41.3 | 23.20 | 589 | 350 | 168 |
| 3 | 18.50 | 470 | 18.62 | 473 | 10.50 | 266.7 | 1.87 | 47.6 | 28.00 | 711 | 440 | 250 |
| 4 | 21.50 | 546 | 21.62 | 549 | 12.25 | 311.1 | 2.13 | 54.0 | 28.25 | 718 | 500 | 435 |
| 6 | 27.75 | 705 | 27.87 | 708 | 15.50 | 393.7 | 3.25 | 82.5 | 35.04 | 890 | 630 | 540 |
| 8* | 32.75 | 832 | 32.87 | 835 | 19.00 | 482.6 | 3.63 | 92.1 | 48.82 | 1240 | GO | 970 |
| 10* | 39.00 | 991 | 39.12 | 994 | 23.00 | 584.2 | 4.25 | 107.9 | 65.00 | 1651 | GO | 1520 |
| 12* | 44.50 | 1130 | 44.62 | 1133 | 26.50 | 673.1 | 4.87 | 123.8 | 73.62 | 1870 | GO | 1960 |

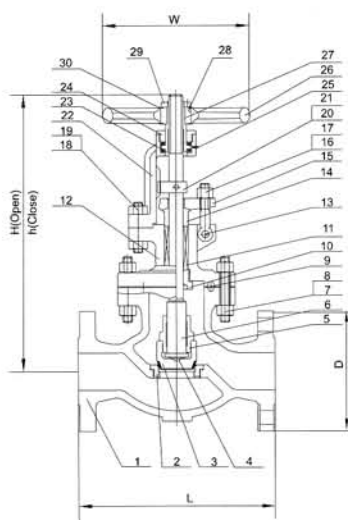


Fumagalli S.p.A

Milano - Roma - Italy

ANSI Globe Valves
Class 1500

V A L V E S



BILL OF MATERIALS & PARTS

| Part No. | Part Name | ASTM Specifications (Specs. – Grades/Types) | | | | |
|----------|----------------------|---|----------|----------|----------|-----------|
| | | A216 | A352 | A217 | | A351 |
| | | WCB | LCC | WC6 | C5 | CF8M |
| 1 | Body | A216-WCB | A352-LCC | A217-WC6 | A217-C5 | A351-CF8M |
| 2 | Seat Ring | A105 ,LF2, 316 OR 304 | | | | |
| | Seat Ring Surface | 13CR, HF(STELLITE), 316, 304, Monel | | | | |
| 3 | Disc | A216-WCB | A352-LCC | A217-WC6 | A217-C5 | A351-CF8M |
| | Disc Sealing Surface | 13CR, HF(STELLITE), 316, 304, Monel | | | | |
| 4 | Disc Trust Plate | 13Cr ,316 OR 304 | | | | |
| 5 | Disc Nut | 13Cr , 316 OR 304 | | | | |
| 6 | Stem | 13CR , 316 OR 304, 17-4PH, Monel | | | | |
| 7 | Bonnet Bolt Nut | A194-2H | A194-4 | A194-2H | A194-4 | A194-8 |
| 8 | Bonnet Bolt | A193-B7 | A320-L7 | A193-B7 | A193-B16 | A193-B8 |
| 9 | Gasket | Ring Joint-Iron | | | | |
| 10 | Bonnet Bushing | 13Cr ,316 OR 304 | | | | |
| 11 | Gland Packing | Braided Graphite & Die Formed Graphite Ring | | | | |
| 12 | Bonnet | A216-WCB | A352-LCC | A217-WC6 | A217-C5 | A351-CF8M |
| 13 | Eye Bolt Pins | 13Cr ,316 OR 304 | | | | |
| 14 | Gland | 13Cr ,316 OR 304 | | | | |
| 15 | Gland Flange | A216-WCB | A352-LCC | A217-WC6 | A217-C5 | A351-CF8M |
| 16 | Gland Eye Bolts | A193-B7 | A320-L7 | 193-B16 | | A193-B8 |
| 17 | Eye Bolt Nuts | A194-2H | A194-7M | A194-2H | | A194-8 |
| 18 | Yoke Sleeve | ASTM A439 GR D2C | | | | |
| 19 | Screw | Carbon Steel | | | | 316 |
| 20 | Handwheel | Malleable Iron | | | | |
| 21 | Handwheel Nut | Carbon Steel | | | | 316 |
| 22 | Backing Ring | Carbon Steel | | | | 316 |