



# Fumagalli S.p.A

Milano - Roma - Italy

V A L V E S

ANSI Swing Check Valves  
Class 1500



#### APPLICABLE STANDARD

Basic Design: BS1868, API6D

Face To Face / End To End: ANSI B16.10;

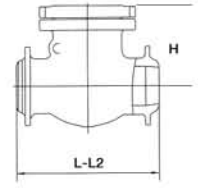
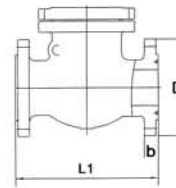
End Flanges:

2"–16": ANSI B16.5

Welding Ends: ANSI B16.25

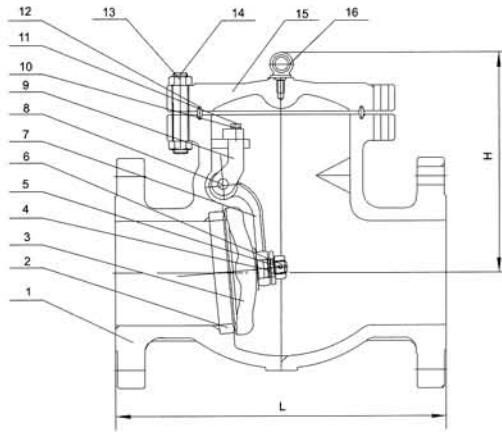
Shell Wall Thickness:

2"–16": API600



#### DIMENSIONS AND WEIGHTS

NOM SIZE	L/L2		L1		D		b		H		Wt Kgs
	RF/BW		RTJ								
	IN	MM	IN	MM	IN	MM	IN	MM	IN	MM	
2	14.50	368	14.63	371	8.50	215.9	1.50	38.1	12.25	310	69
2½	16.50	419	16.63	422	9.63	244.5	1.63	41.3	12.25	310	93
3	18.50	470	18.63	473	10.50	266.7	1.87	47.6	13.00	330	140
4	21.50	546	21.63	549	12.25	311.1	2.13	54.0	14.00	355	232
6	27.75	705	28.00	711	15.50	393.7	3.25	82.5	15.75	400	490
8	32.75	832	33.13	841	19.00	482.6	3.63	92.1	20.88	530	990
10	39.00	991	39.38	1000	23.00	584.2	4.25	107.9	22.06	560	1490
12	44.50	1130	45.13	1146	26.50	673.1	4.87	123.8	25.63	650	1970
14	49.50	1257	50.25	1276	29.50	749.3	5.25	133.3	30.90	785	2450
16	54.50	1384	55.38	1407	32.50	825.6	5.75	146.0	36.61	930	3205



### BILL OF MATERIALS & PARTS

Part NO.	Part Name	ASTM Specifications (Specs. – Grades/Types)				
		A216	A352	A217		A351
		WCB	LCC	WC6	C5	CF8M
1	Body	A216-WCB	A352-LCC	A217-WC6	A217-C5	A351-CF8M
2	Seat Ring	A105 , 316 OR 304				
	Seat Ring Surface	13Cr , HF(STELLITE), 316 OR 304				
3	Disc	A216-WCB	A352-LCC	A217-WC6	A217-C5	A351-CF8M
	Disc Sealing Surface	13Cr , HF(STELLITE), 316 OR 304				
4	Washer	13Cr , 316 OR 304				
5	Pin	13Cr , 316 OR 304				
6	Disc Nut	13Cr , 316 OR 304				
7	Hinge	A216-WCB	A352-LCC	A217-WC6	A217-C5	A351-CF8M
8	Hinge Pin	Stainless Steel				
9	Bearing Bracket	A216-WCB	A352-LCC	A217-WC6	A217-C5	A351-CF8M
10	Spring Washer	Stainless Steel				
11	Hex, Bolt	Stainless Steel				
12	Gasket	Ring Joint-Iron				
13	Cover Bolt	A193-B7	A320-L7M	A193-B7/A193-B16		A193-B8
14	Cover Bolt Nut	A194-2H	A194-7M	A194-4		A194-8
15	Cover	A216-WCB	A352-LCC	A217-WC6	A217-C5	A351-CF8M
16	Eye Bolt	A181				